

APPENDIX 6 - POLICE COMMUNITY RESULTS - TARRYTOWN ONLY - AND PRE  
SENTATION TO PD REFORM COMMITTEE

# POLICE COMMUNITY SURVEY RESULTS

Performed from November 18<sup>th</sup> – December 11<sup>th</sup>

Results that Follow are Tarrytown Only

# SURVEY BACKGROUND

- Purpose
  - Benchmark/First Look
  - Community Input
- Modeled after International Association of Chiefs of Police Survey

# SURVEY METRICS

- 1013 total responses (Goal Met!)
- 762 were residents/business owners of Tarrytown (*displayed results show TT only*)
- Response Collection
  - Press Release – 378 Responses
  - Word of Mouth – 172
  - Postcard – 168
  - Social Media – 98
  - Housing Community – 54
  - Non-Profits/Religious – 35
  - Everything Else – 108
- Spanish Survey Usage – 35
- 1,069 total comments submitted. 656 Open Ended (Q26/Q27)

# TAKEAWAYS

- Strengths
  - People Feel Safe Day/Night
  - 90%+ would call police if needed
  - Majority are Satisfied/Trusting ; Limited Severe Trust/Concerns (10%-15%)
  - High Response
- Weaknesses/Future Consideration
  - Results show need to improve in areas of Engagement / Involvement
  - Can build with additional survey(s) - Community Engagement Piece?
  - Grant Opportunities – Survey Results as “Evidence” for future applications
  - Increase Asian, Black & Hispanic Response
  - Increase LGBTQ Response

# COMMENT SUMMARY Q26

Q26 What types of community programs would you like to see implemented?

A word cloud of suggestions for community programs. The words are in various sizes and orientations, with several terms circled in yellow to highlight key themes. The circled terms are: speeding, police officers, training, youth, programs, schools, engagement, and traffic police. Other visible words include: interact, racial justice, safety, programs, help, now, concerns, increased, related, activities, contact, communication, PAL, US, fun, enforced, Covid, discussions, etc, involvement, people, village, support, outreach, break, Youth, provided, will, Don't know, include, think, trust, laws, sure, keeping, issues, deal, know, called, see, public, need, much, community, None, police, local, officers, Anything, drug, good, residents, cops, Nothing, kids, children, meet, also, police department, exists, make, continue, Tarrytown, understanding, especially, work, town, idea, time, Broadway, involve, walking, bike, main, great, students, S, many, give, using, going, presence, elderly, Maybe, great job, way, young people, help, sports.

## COMMENT SUMMARY Q27

Q27 Any other comments regarding the Tarrytown Police Department? This could be regarding something covered or not covered in this survey.

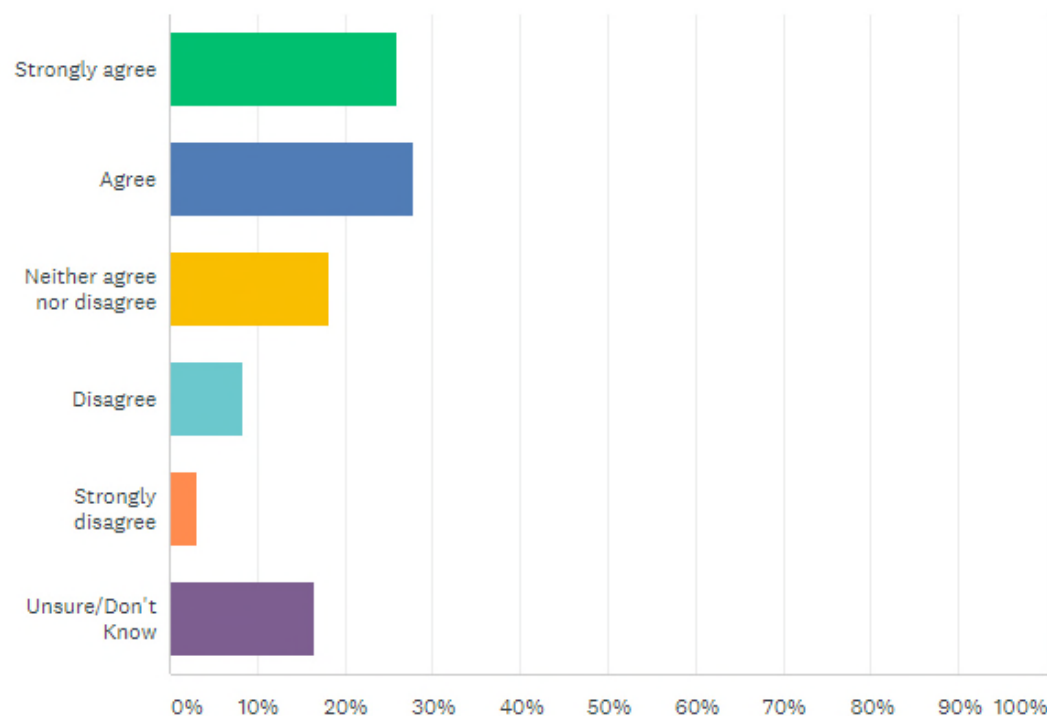
want s safe face help local understand quality appreciate run cops personal part  
Tarrytown PD really family one reform well saying area lived  
Tarrytown Police Department given work experience town tickets  
always supported great professional time overall police officers  
may None difficult make us Tarrytown will know also  
good respect need blue lives matter community  
relationship police N officers even think Chief  
people parking police department years issues  
hard department ve Thank take see don t job way village come  
keeping street residents deal great job now interactions thing much  
public feel current believe back Tarrytown police called try minority seem problem  
love walk good job friendly car might training concerned

## QUESTIONS/END PRESENTATION

- Results for Tarrytown Residents/Business and Results inclusive of all responses will be included as appendices for the Draft Plan
- All additional slides AFTER this one for review purposes only – will not be presented to directly to during Monday Meeting

# The Tarrytown Police Department develops relationships with community members (e.g., residents, organizations, and groups).

Answered: 762 Skipped: 0

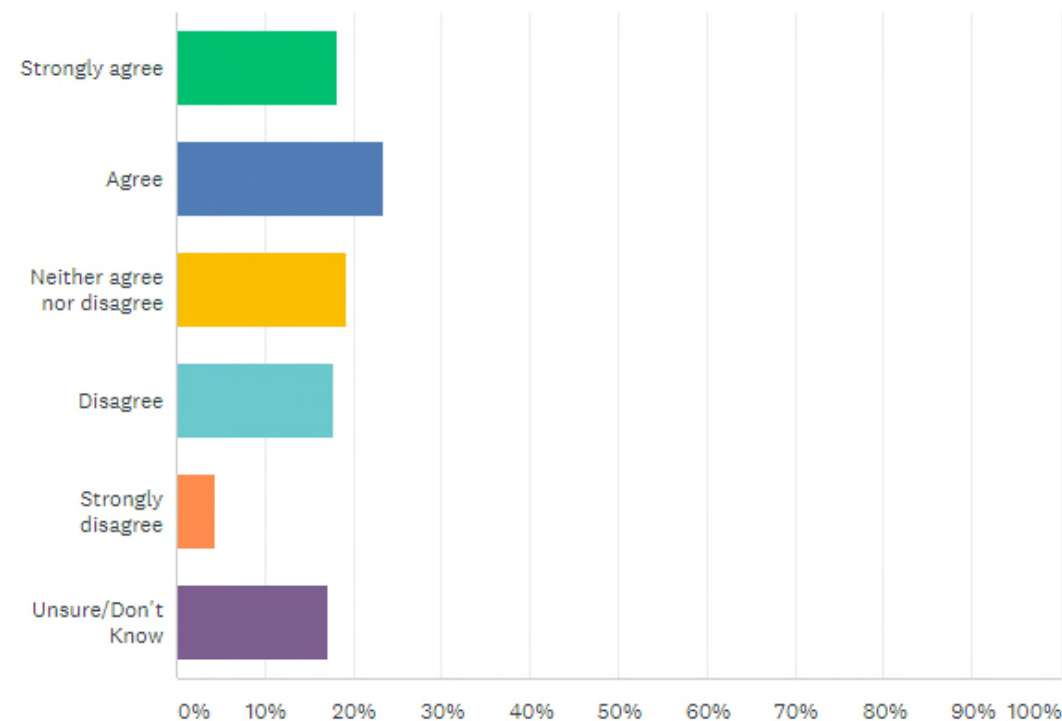


ANSWER CHOICES	RESPONSES	
Strongly agree	25.85%	197
Agree	27.82%	212
Neither agree nor disagree	18.24%	139
Disagree	8.40%	64
Strongly disagree	3.15%	24
Unsure/Don't Know	16.54%	126
TOTAL		762



The Tarrytown Police Department regularly communicates with community members (e.g., website, e-mails, social medial, public meetings).

Answered: 762 Skipped: 0

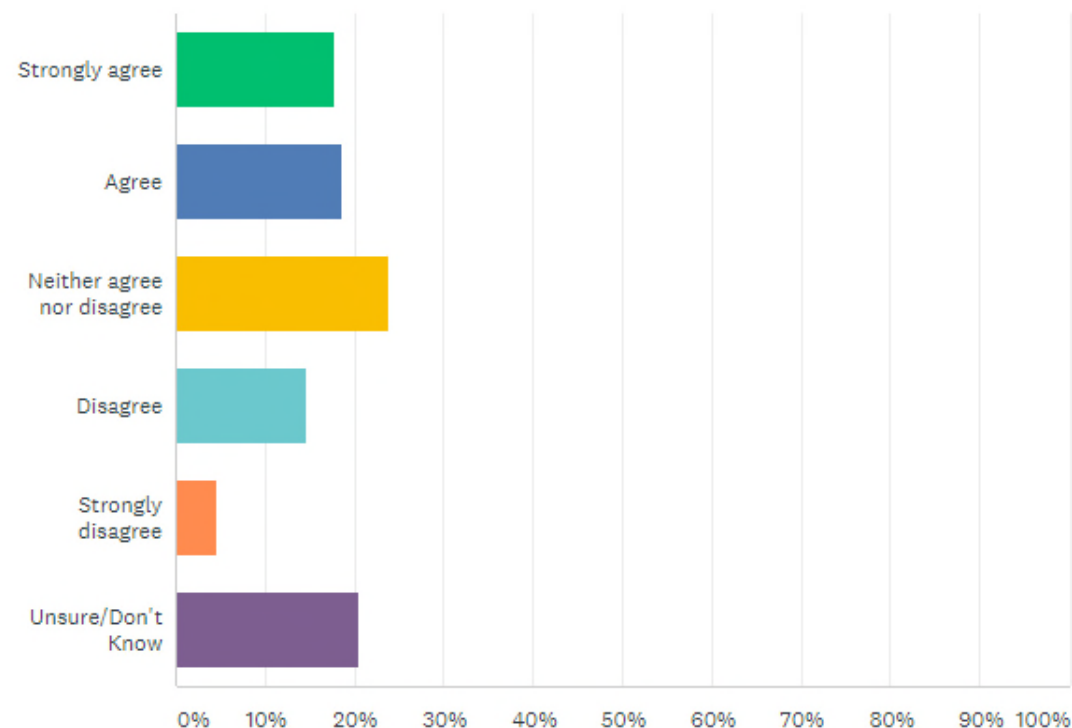


ANSWER CHOICES	RESPONSES	
Strongly agree	18.11%	138
Agree	23.49%	179
Neither agree nor disagree	19.16%	146
Disagree	17.72%	135
Strongly disagree	4.33%	33
Unsure/Don't Know	17.19%	131
TOTAL	762	

Q3

The Tarrytown Police Department makes it easy for community members to provide input (e.g., comments, suggestions, concerns).

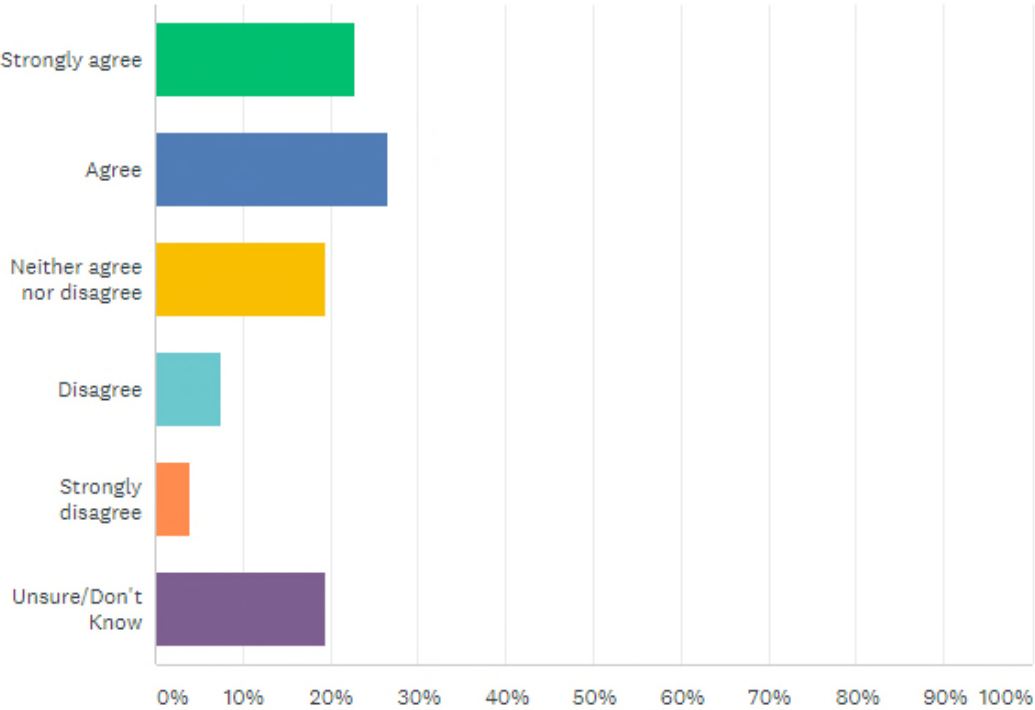
Answered: 762 Skipped: 0



ANSWER CHOICES	RESPONSES	
Strongly agree	17.72%	135
Agree	18.64%	142
Neither agree nor disagree	23.75%	181
Disagree	14.70%	112
Strongly disagree	4.59%	35
Unsure/Don't Know	20.60%	157
TOTAL		762

The Tarrytown Police Department works together with community members to solve local problems.

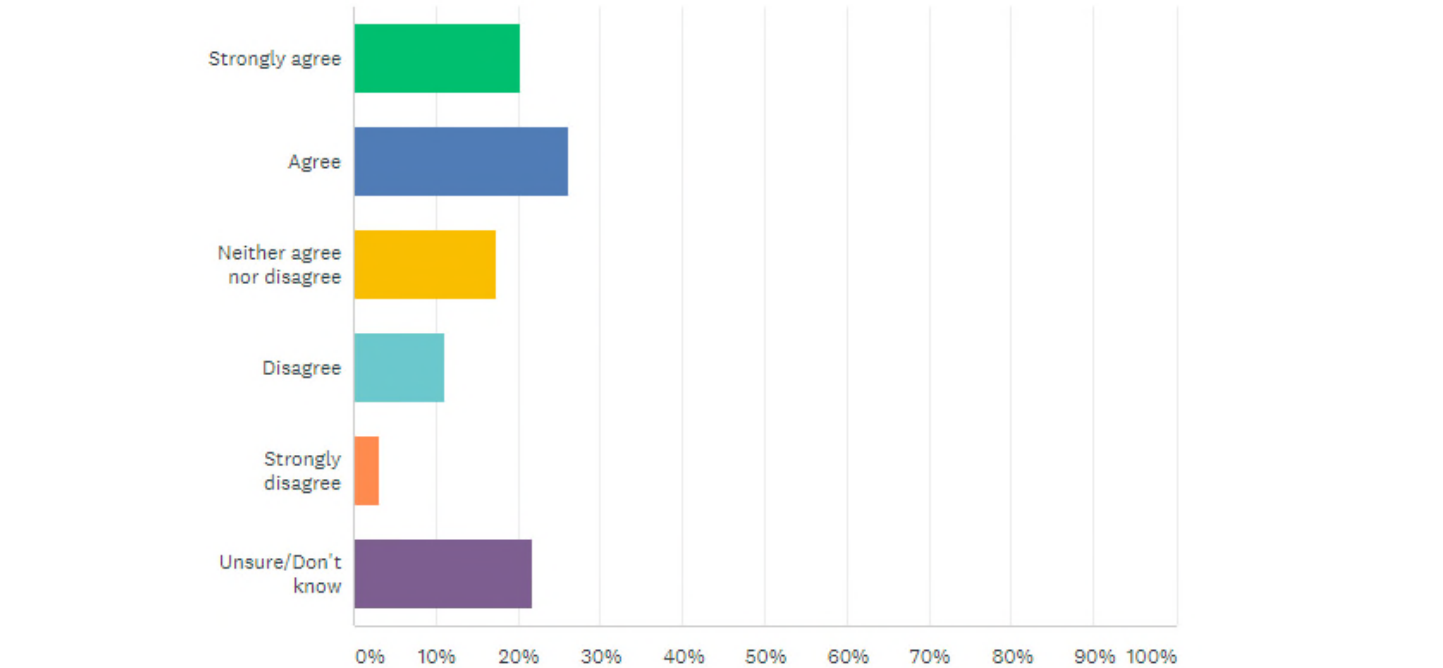
Answered: 762 Skipped: 0



ANSWER CHOICES	RESPONSES	
Strongly agree	22.83%	174
Agree	26.64%	203
Neither agree nor disagree	19.55%	149
Disagree	7.61%	58
Strongly disagree	3.94%	30
Unsure/Don't Know	19.42%	148
TOTAL	762	

Community Policing involves officers working with the Community to address the causes of crime in an effort to reduce the problems themselves through a wide range of activities. Based on this definition, to what extent do you agree the Tarrytown Police Department practices Community Policing?

Answered: 762    Skipped: 0



ANSWER CHOICES	RESPONSES	
Strongly agree	20.34%	155
Agree	26.12%	199
Neither agree nor disagree	17.45%	133
Disagree	11.15%	85
Strongly disagree	3.15%	24
Unsure/Don't know	21.78%	166
TOTAL		762

## Q6 (All Ages)

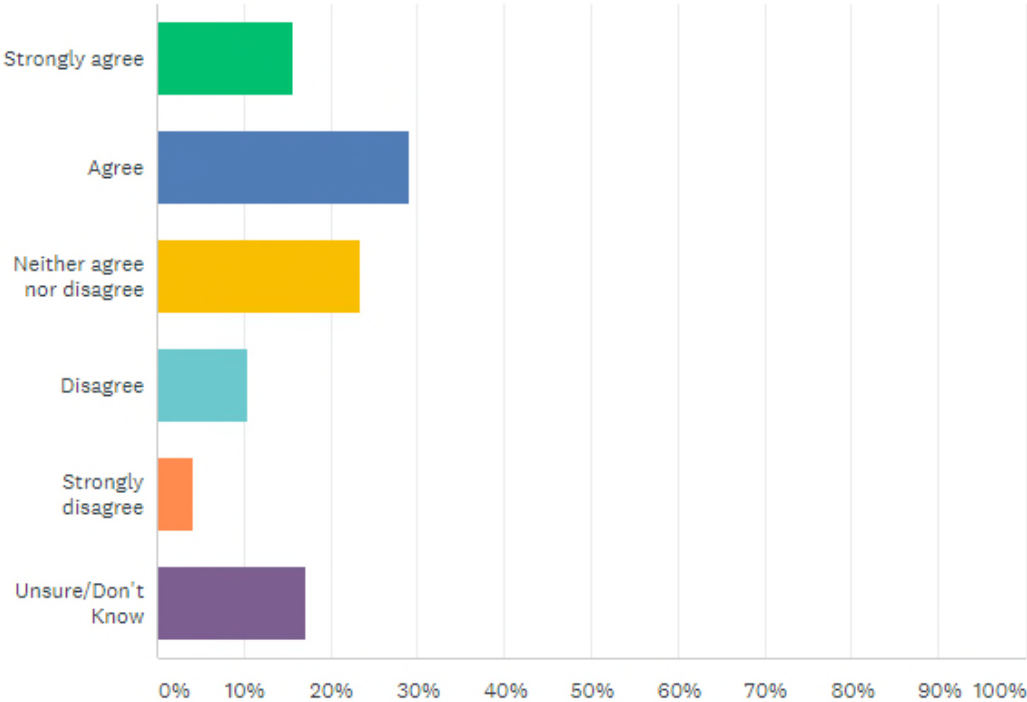
ANSWER CHOICES	RESPONSES	
▼ Traffic Issues/Residential Speeding	50.92%	388
▼ Burglaries/Thefts (residential/commercial)	24.02%	183
▼ Illegal Parking	19.03%	145
▼ Bicycling/Skateboarding Issues	18.11%	138
▼ Criminal Mischief (auto/property) (e.g. rock thrown into a window, slash tires, key car)	16.93%	129
▼ Illegal dumping/littering	15.49%	118
▼ School Safety (e.g., bullying, fighting or weapons)	14.57%	111
▼ Other (please specify) <a href="#">Responses</a>	13.91%	106
▼ Drug Abuse (e.g., manufacture, sale or use of illegal/prescription drugs)	12.60%	96
▼ Disorderly Conduct/Public Intoxication/Noise Violations	10.63%	81
▼ Driving under the influence (i.e., alcohol or drugs)	10.37%	79
▼ Loud Music/Noise from Homes	9.71%	74
▼ Underage Drinking	8.53%	65
▼ Disorderly Youth (e.g. cursing or gathering)	7.48%	57
▼ Hate Crimes	6.43%	49
▼ Domestic Violence (adult)	6.04%	46
▼ Homelessness - or transient related problems (panhandling)	5.77%	44
▼ Stray animals/barking dogs	4.59%	35
▼ Vandalism/Graffiti	4.59%	35
▼ Child Sexual Predators/Internet Safety	3.94%	30
▼ Physical Assault	1.84%	14
▼ Sexual Assault/Rape (adult)	1.84%	14
▼ Homeland Security Problems	1.71%	13
▼ Child Abuse	1.05%	8
▼ Mugging	1.05%	8
▼ Elder Abuse	0.66%	5
Total Respondents: 762		

## Q6 (>24)

ANSWER CHOICES	RESPONSES	
▼ Illegal dumping/littering	27.59%	32
▼ Drug Abuse (e.g., manufacture, sale or use of illegal/prescription drugs)	25.00%	29
▼ Illegal Parking	21.55%	25
▼ School Safety (e.g., bullying, fighting or weapons)	21.55%	25
▼ Traffic Issues/Residential Speeding	21.55%	25
▼ Underage Drinking	19.83%	23
▼ Bicycling/Skateboarding Issues	13.79%	16
▼ Hate Crimes	12.93%	15
▼ Driving under the influence (i.e., alcohol or drugs)	12.07%	14
▼ Vandalism/Graffiti	12.07%	14
▼ Child Sexual Predators/Internet Safety	11.21%	13
▼ Disorderly Conduct/Public Intoxication/Noise Violations	11.21%	13
▼ Disorderly Youth (e.g. cursing or gathering)	11.21%	13
▼ Burglaries/Thefts (residential/commercial)	9.48%	11
▼ Criminal Mischief (auto/property) (e.g. rock thrown into a window, slash tires, key car)	8.62%	10
▼ Domestic Violence (adult)	8.62%	10
▼ Homelessness - or transient related problems (panhandling)	8.62%	10
▼ Loud Music/Noise from Homes	8.62%	10
▼ Sexual Assault/Rape (adult)	6.90%	8
▼ Physical Assault	4.31%	5
▼ Other (please specify)	Responses 4.31%	5
▼ Child Abuse	3.45%	4
▼ Mugging	2.59%	3
▼ Homeland Security Problems	1.72%	2
▼ Stray animals/barking dogs	1.72%	2
▼ Elder Abuse	0.00%	0
Total Respondents: 116		

The Tarrytown Police Department is addressing the problems that concern you.

Answered: 762    Skipped: 0

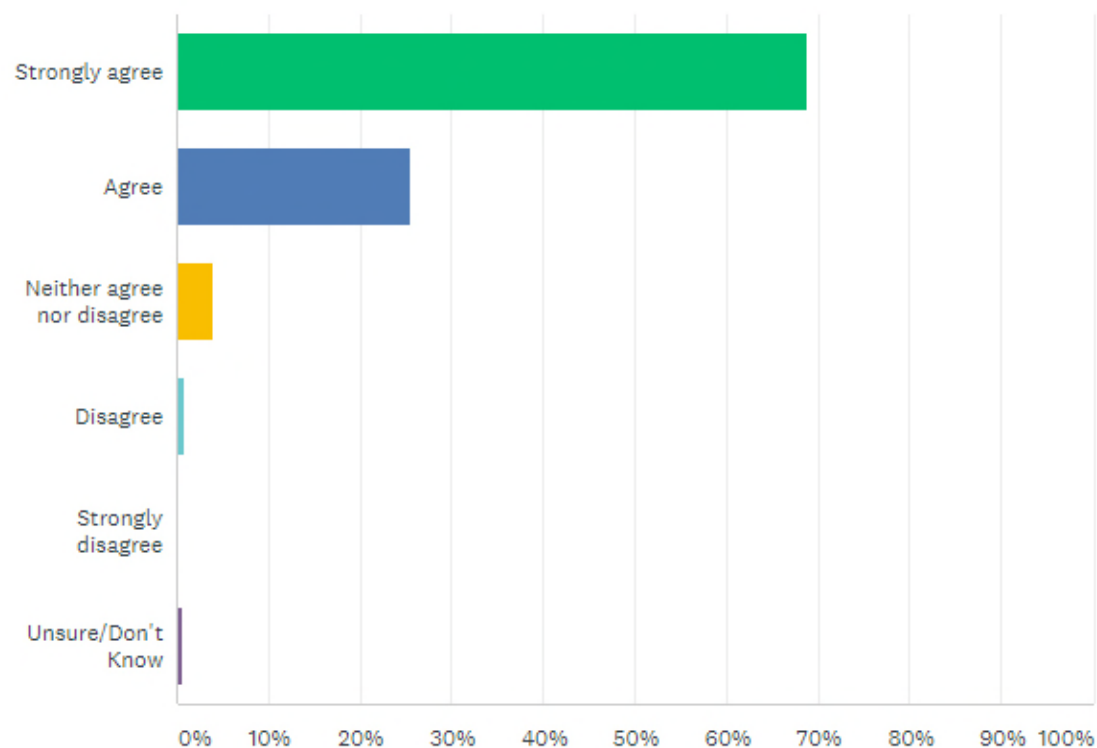


ANSWER CHOICES	RESPONSES	
Strongly agree	15.62%	119
Agree	29.13%	222
Neither agree nor disagree	23.49%	179
Disagree	10.50%	80
Strongly disagree	4.20%	32
Unsure/Don't Know	17.06%	130
TOTAL		762

Q8

## Do you feel safe in Tarrytown when you are outside alone during the day?

Answered: 762 Skipped: 0



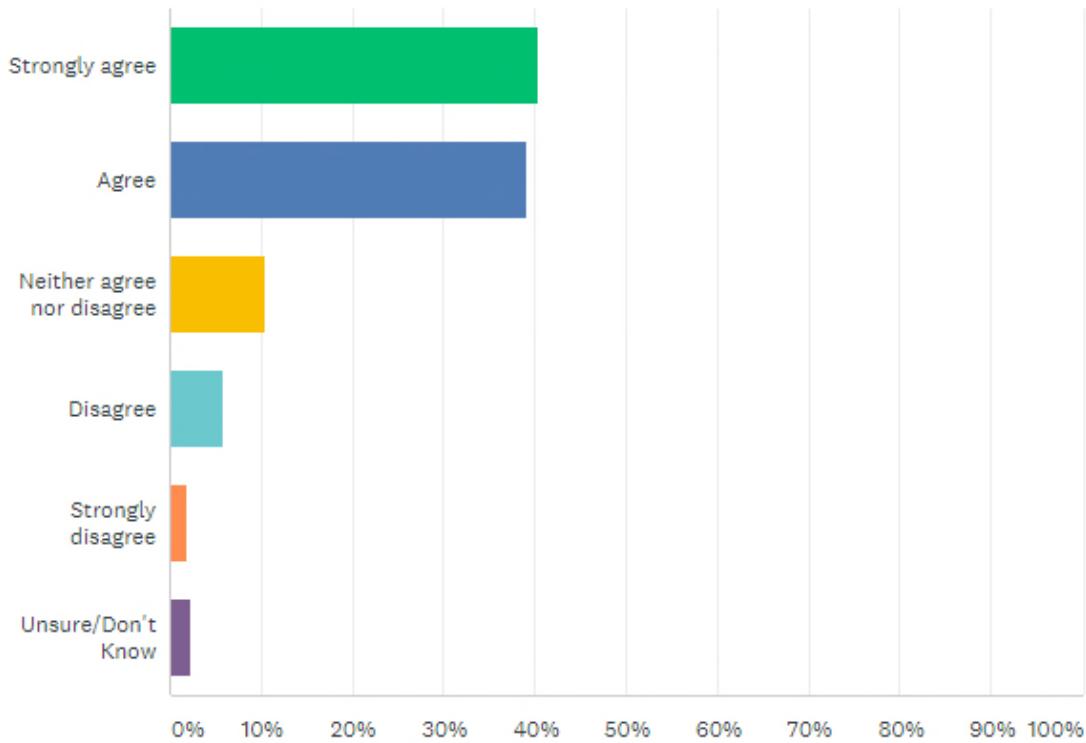
ANSWER CHOICES	RESPONSES	
Strongly agree	68.90%	525
Agree	25.46%	194
Neither agree nor disagree	3.94%	30
Disagree	0.79%	6
Strongly disagree	0.26%	2
Unsure/Don't Know	0.66%	5
TOTAL		762



Q9

# Do you feel safe in Tarrytown when you are outside alone at night?

Answered: 762 Skipped: 0

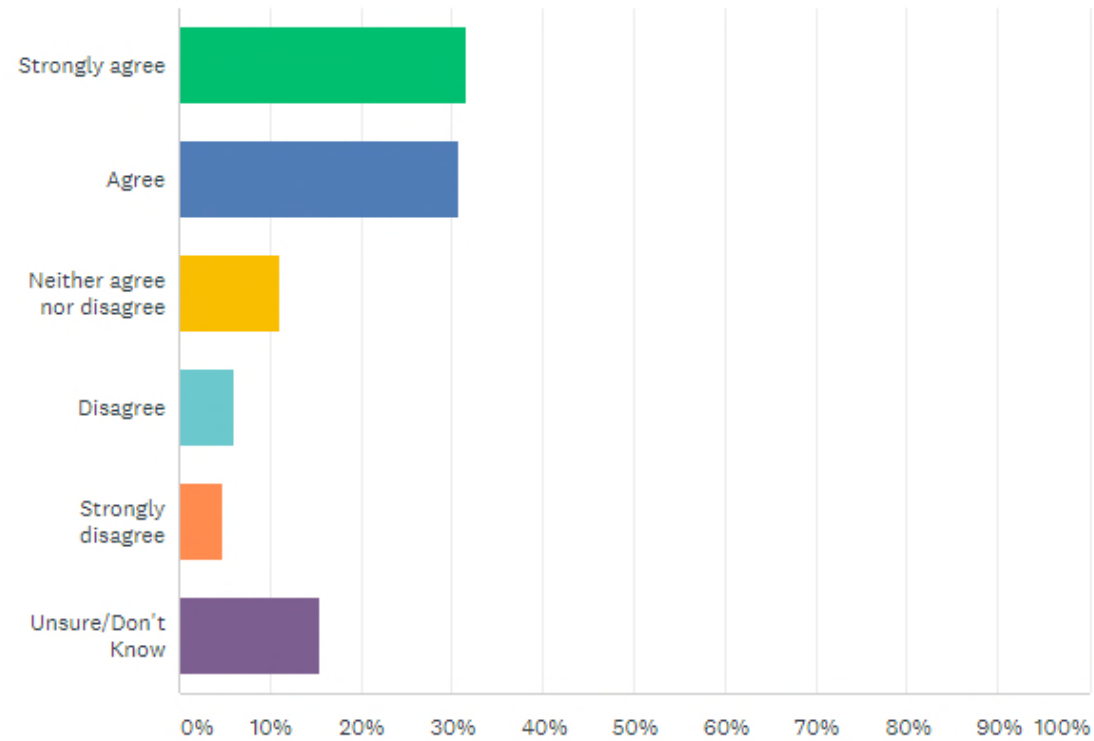


ANSWER CHOICES	RESPONSES	
Strongly agree	40.42%	308
Agree	39.11%	298
Neither agree nor disagree	10.50%	80
Disagree	5.77%	44
Strongly disagree	1.97%	15
Unsure/Don't Know	2.23%	17
TOTAL		762

Q10

## Officers in Tarrytown treat people fairly.

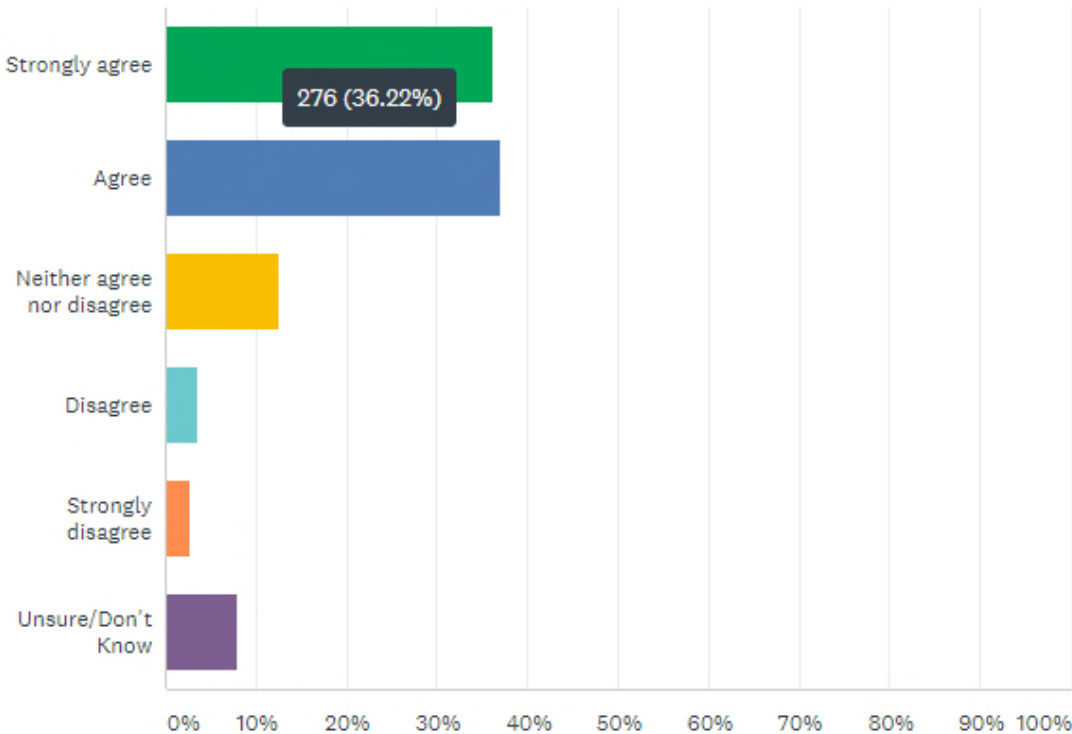
Answered: 762 Skipped: 0



ANSWER CHOICES	RESPONSES	
Strongly agree	31.50%	240
Agree	30.84%	235
Neither agree nor disagree	11.15%	85
Disagree	6.17%	47
Strongly disagree	4.86%	37
Unsure/Don't Know	15.49%	118
TOTAL		762

# Officers in the Tarrytown Police Department are respectful.

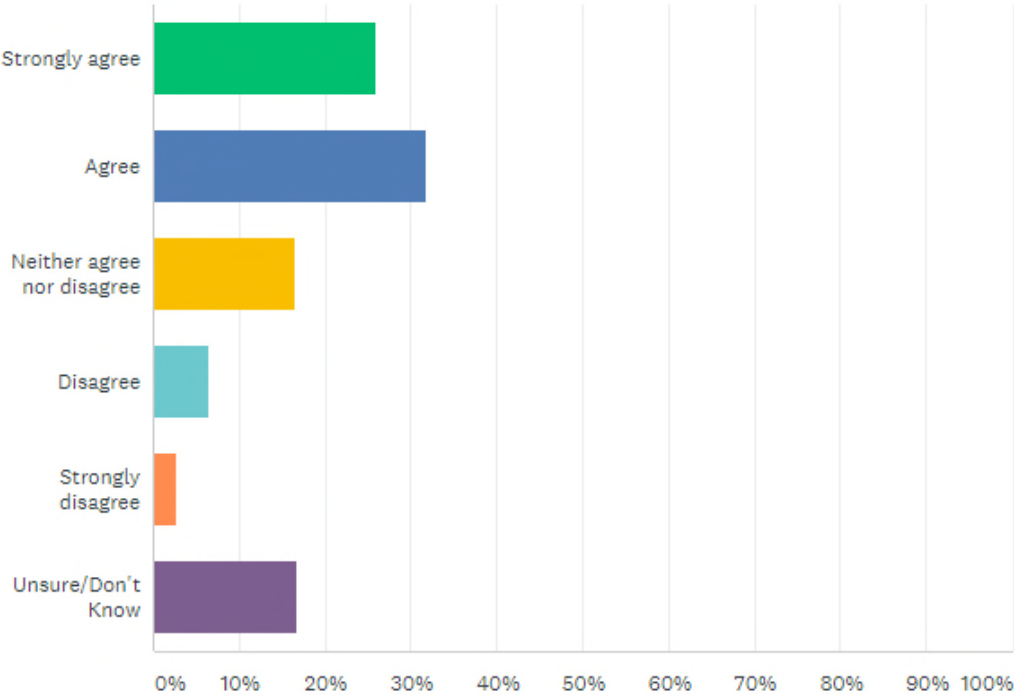
Answered: 762 Skipped: 0



ANSWER CHOICES	RESPONSES	
Strongly agree	36.22%	276
Agree	37.01%	282
Neither agree nor disagree	12.60%	96
Disagree	3.54%	27
Strongly disagree	2.62%	20
Unsure/Don't Know	8.01%	61
TOTAL	762	

The Tarrytown Police Department is responsive to the concerns of Community Members.

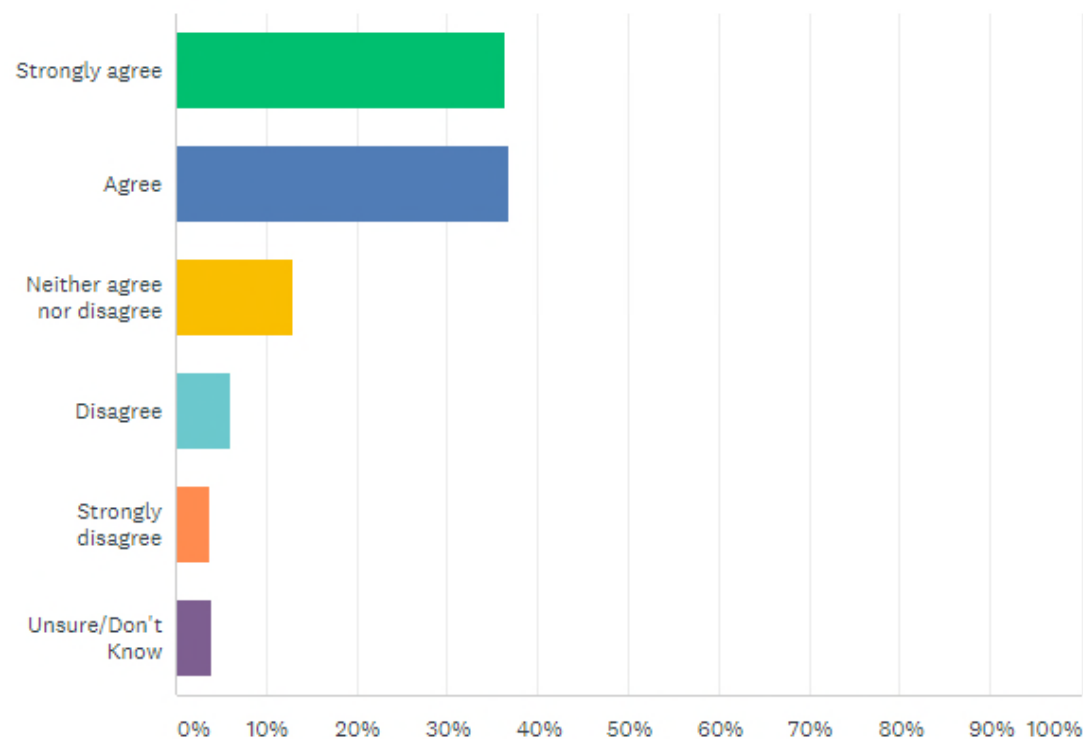
Answered: 762 Skipped: 0



ANSWER CHOICES	RESPONSES	
Strongly agree	25.85%	197
Agree	31.76%	242
Neither agree nor disagree	16.54%	126
Disagree	6.56%	50
Strongly disagree	2.62%	20
Unsure/Don't Know	16.67%	127
TOTAL	762	

## I trust the Tarrytown Police Department.

Answered: 762 Skipped: 0

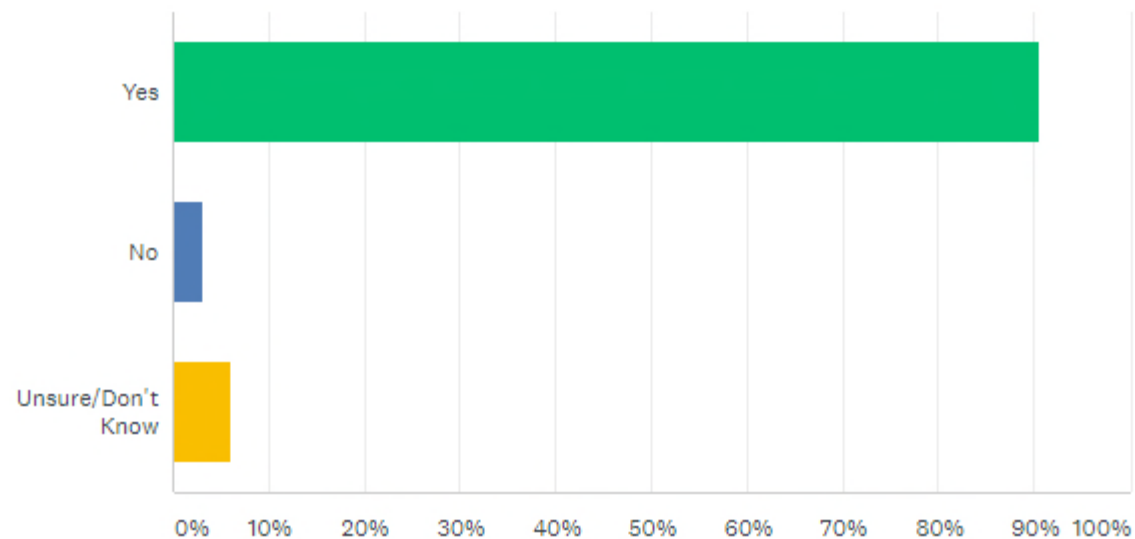


ANSWER CHOICES	RESPONSES	
Strongly agree	36.35%	277
Agree	36.75%	280
Neither agree nor disagree	12.99%	99
Disagree	6.17%	47
Strongly disagree	3.67%	28
Unsure/Don't Know	4.07%	31
TOTAL		762

Q14

Would you call the police if you needed help or if you were the witness of a crime?

Answered: 762 Skipped: 0

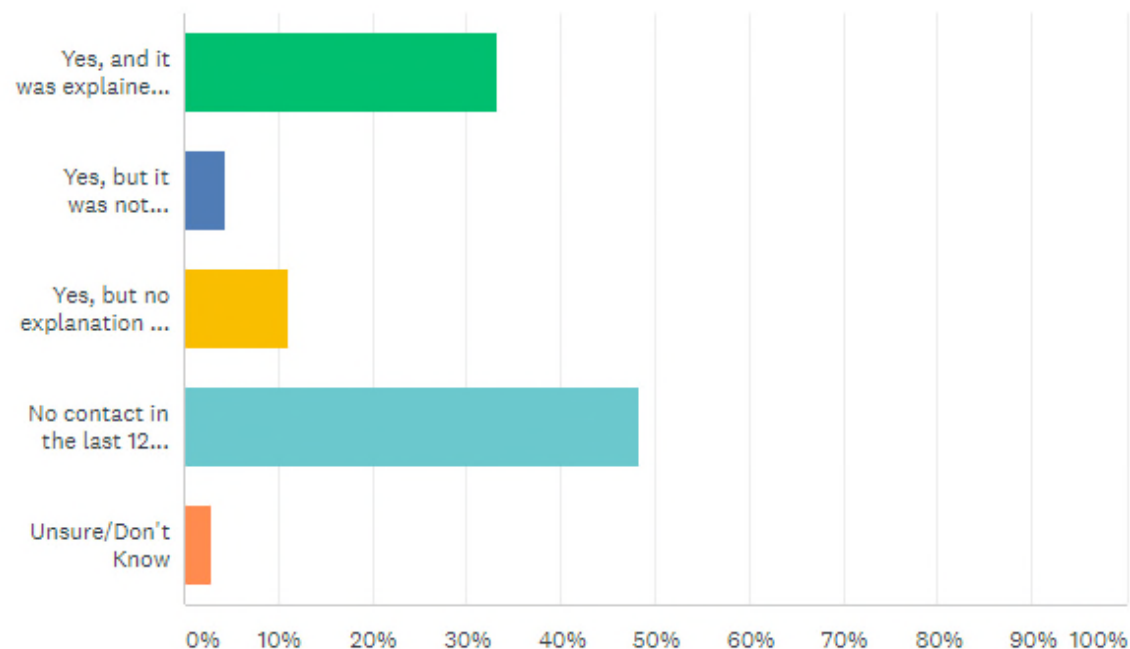


ANSWER CHOICES	RESPONSES	
Yes	90.68%	691
No	3.15%	24
Unsure/Don't Know	6.17%	47
TOTAL		762

Q15

Within the last 12 months, have you had contact with an officer in the Tarrytown Police Department? If so, did the officer sufficiently explain his or her actions and/or procedures?

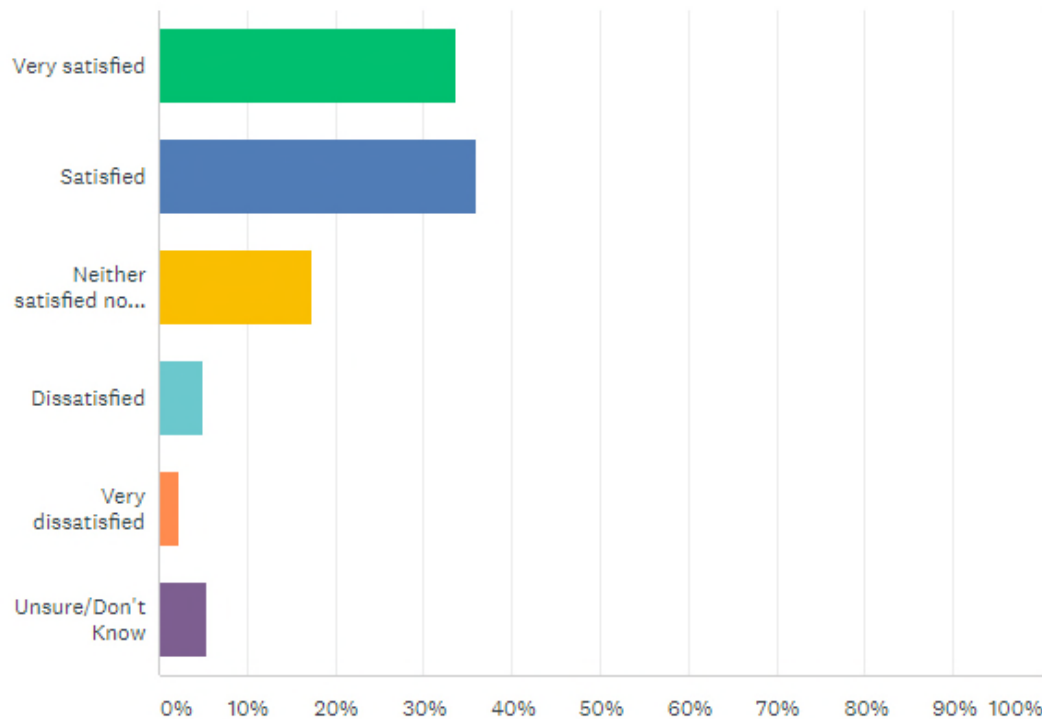
Answered: 762 Skipped: 0



ANSWER CHOICES	RESPONSES	
Yes, and it was explained sufficiently.	33.20%	253
Yes, but it was not explained.	4.33%	33
Yes, but no explanation was necessary for the particular interaction.	11.15%	85
No contact in the last 12 months.	48.29%	368
Unsure/Don't Know	3.02%	23
TOTAL		762

# Are you satisfied with the overall performance of the Tarrytown Police Department?

Answered: 762 Skipped: 0



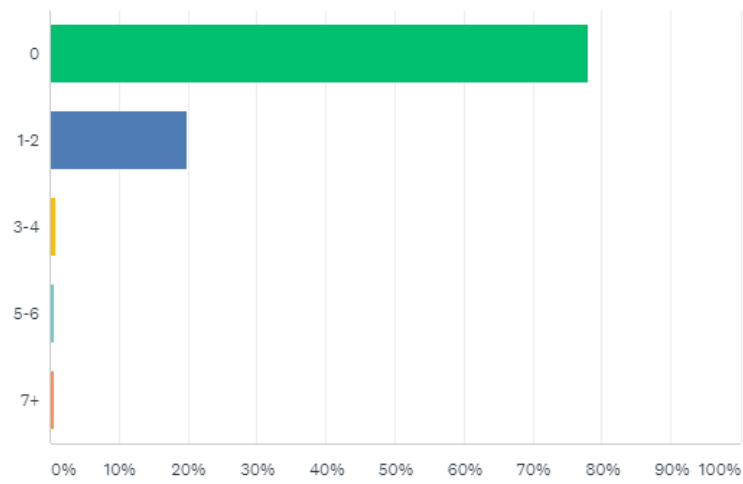
ANSWER CHOICES	RESPONSES	
Very satisfied	33.60%	256
Satisfied	35.96%	274
Neither satisfied nor dissatisfied	17.45%	133
Dissatisfied	5.12%	39
Very dissatisfied	2.36%	18
Unsure/Don't Know	5.51%	42
TOTAL		762



# Q17 & 18

How many times in the past 12 months have you had contact with the Tarrytown Police Department for traffic issues (e.g. citation, warning, motor vehicle accident)?

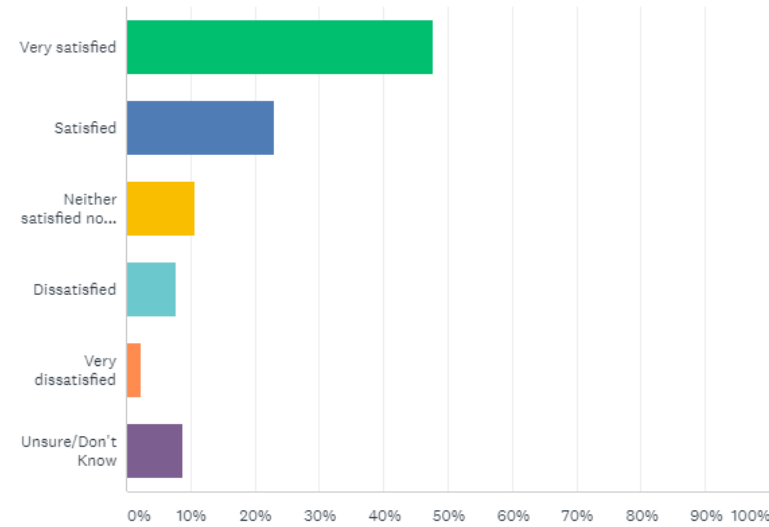
Answered: 762    Skipped: 0



ANSWER CHOICES	RESPONSES
0	77.95%594
1-2	19.95%152
3-4	0.92%7
5-6	0.66%5
7+	0.52%4
TOTAL	762

Were you satisfied with your interaction(s) with the Tarrytown Police Department for traffic issues?

Answered: 170    Skipped: 592

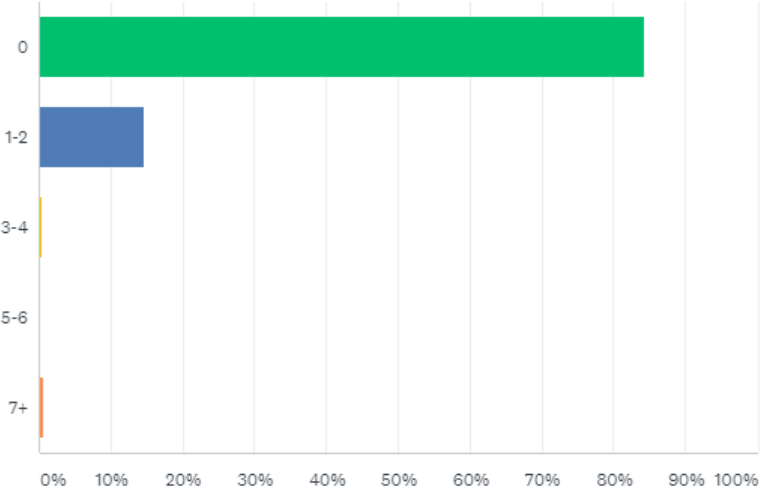


ANSWER CHOICES	RESPONSES
Very satisfied	47.65%81
Satisfied	22.94%39
Neither satisfied nor dissatisfied	10.59%18
Dissatisfied	7.65%13
Very dissatisfied	2.35%4
Unsure/Don't Know	8.82%15
TOTAL	170

# Q19 + 20

How many times in the past 12 months have you had contact with the Tarrytown Police Department for 911 emergency calls?

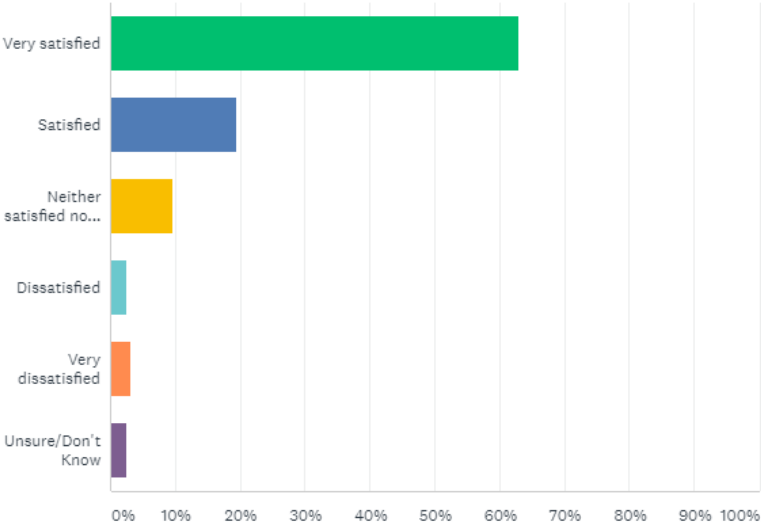
Answered: 762 Skipped: 0



ANSWER CHOICES	RESPONSES
0	84.25% 642
1-2	14.57% 111
3-4	0.39% 3
5-6	0.13% 1
7+	0.66% 5
TOTAL	762

Were you satisfied with your interaction(s) with the Tarrytown Police Department for 911 emergency calls?

Answered: 124 Skipped: 638

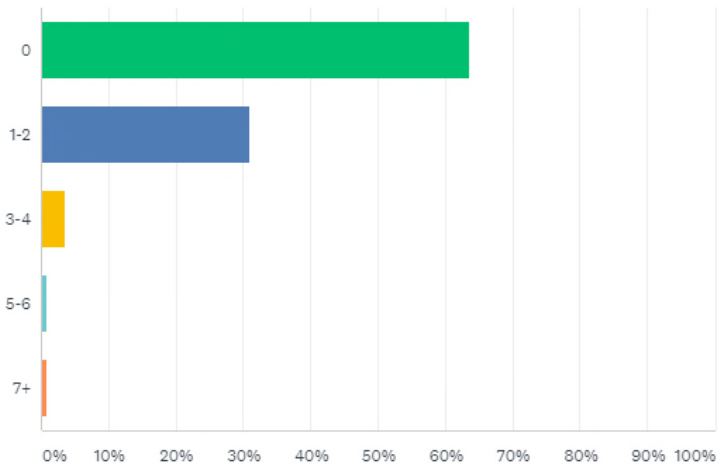


ANSWER CHOICES	RESPONSES
Very satisfied	62.90% 78
Satisfied	19.35% 24
Neither satisfied nor dissatisfied	9.68% 12
Dissatisfied	2.42% 3
Very dissatisfied	3.23% 4
Unsure/Don't Know	2.42% 3
TOTAL	124

Q21 - 22

How many times in the past 12 months have you had contact with the Tarrytown Police Department for non-emergency calls (e.g. to report a crime, suspicious activity, quality of life issue such as a noise ordinance or curb your dog issue, or storm related question/concern)

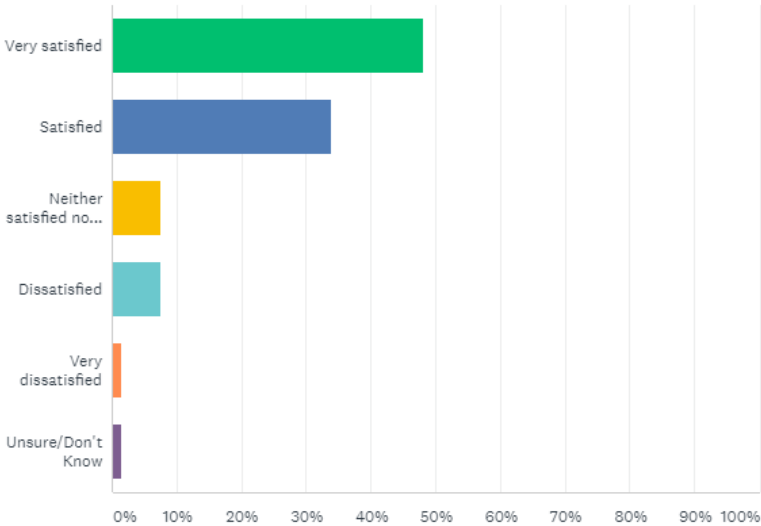
Answered: 762 Skipped: 0



ANSWER CHOICES	RESPONSES
0	63.65% 485
1-2	30.97% 236
3-4	3.54% 27
5-6	0.92% 7
7+	0.92% 7
TOTAL	762

Were you satisfied with your interaction(s) with the Tarrytown Police Department for Non-Emergency Calls?

Answered: 278 Skipped: 484

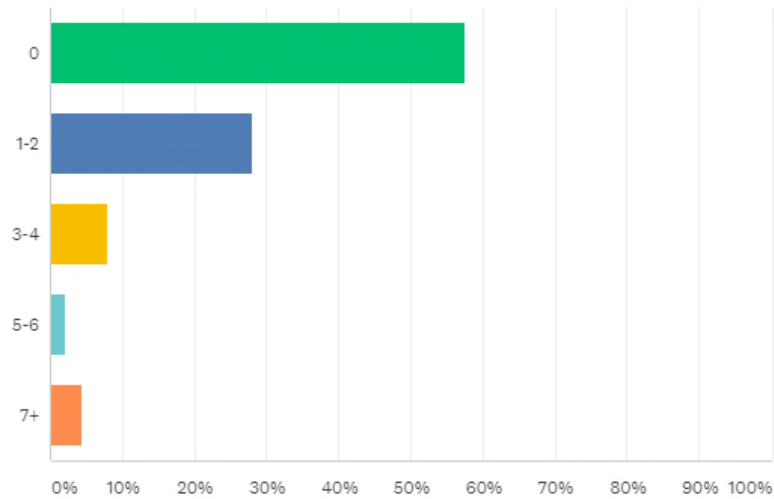


ANSWER CHOICES	RESPONSES
Very satisfied	48.20% 134
Satisfied	33.81% 94
Neither satisfied nor dissatisfied	7.55% 21
Dissatisfied	7.55% 21
Very dissatisfied	1.44% 4
Unsure/Don't Know	1.44% 4
TOTAL	278

## Q23-24

How many times in the past 12 months have you had contact with the Tarrytown Police Department for other contacts or interactions (e.g. attend a community meeting or talk to an officer out on patrol)?

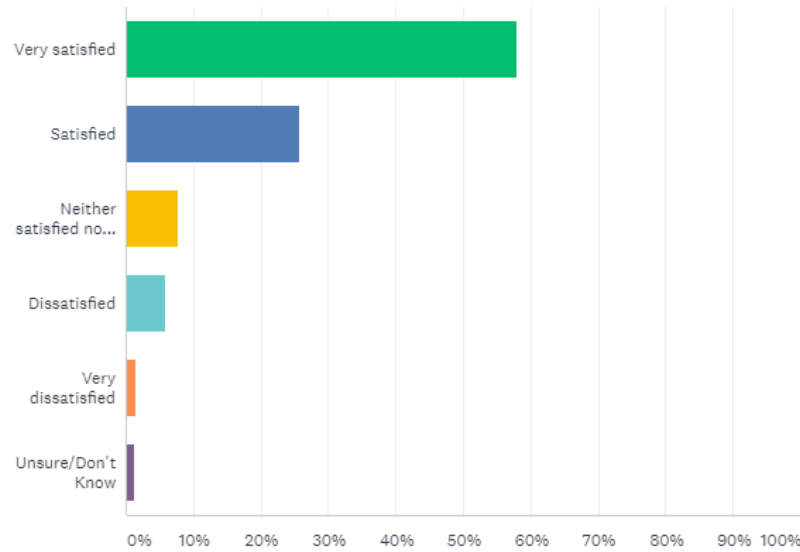
Answered: 762    Skipped: 0



ANSWER CHOICES	RESPONSES
0	57.61% 439
1-2	27.95% 213
3-4	8.01% 61
5-6	2.10% 16
7+	4.33% 33
TOTAL	762

Were you satisfied with your interaction(s) with the Tarrytown Police Department for other contacts or Interactions?

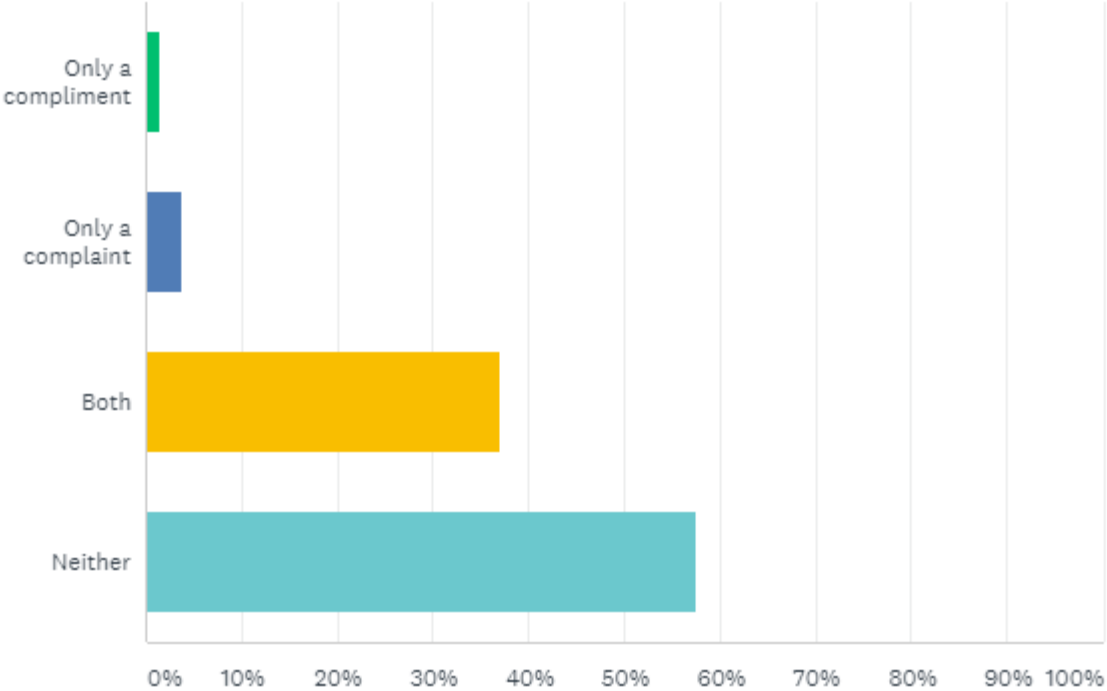
Answered: 323    Skipped: 439



ANSWER CHOICES	RESPONSES
Very satisfied	57.89% 187
Satisfied	25.70% 83
Neither satisfied nor dissatisfied	7.74% 25
Dissatisfied	5.88% 19
Very dissatisfied	1.55% 5
Unsure/Don't Know	1.24% 4
TOTAL	323

# Do you know how to submit a compliment and/or complaint regarding the Tarrytown Police Department?

Answered: 388    Skipped: 374

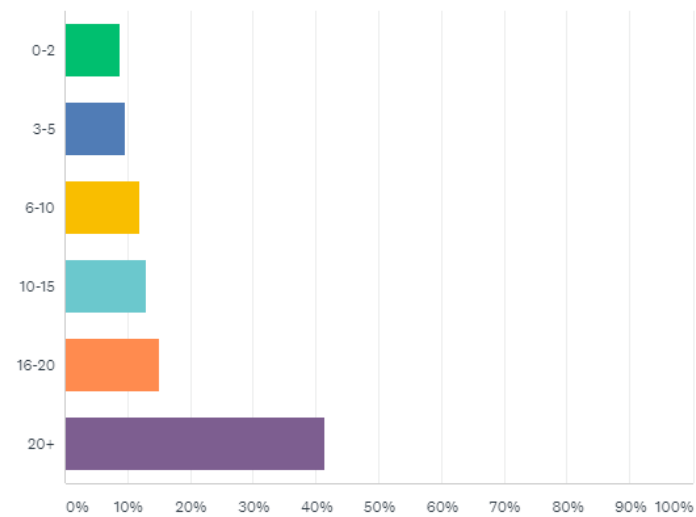


ANSWER CHOICES	RESPONSES	
Only a compliment	1.55%	6
Only a complaint	3.87%	15
Both	37.11%	144
Neither	57.47%	223
TOTAL		388

Q29-30

How many years have you lived/worked in Tarrytown?

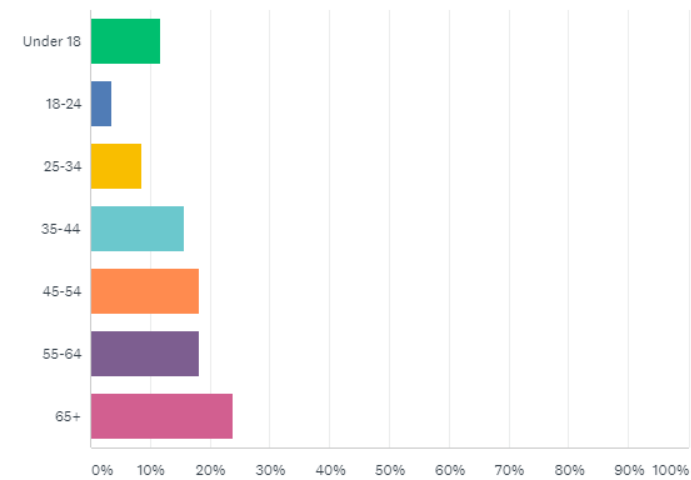
Answered: 754 Skipped: 8



ANSWER CHOICES	RESPONSES
0-2	8.89% 67
3-5	9.55% 72
6-10	11.94% 90
10-15	13.00% 98
16-20	15.12% 114
20+	41.51% 313
TOTAL	754

What is your age?

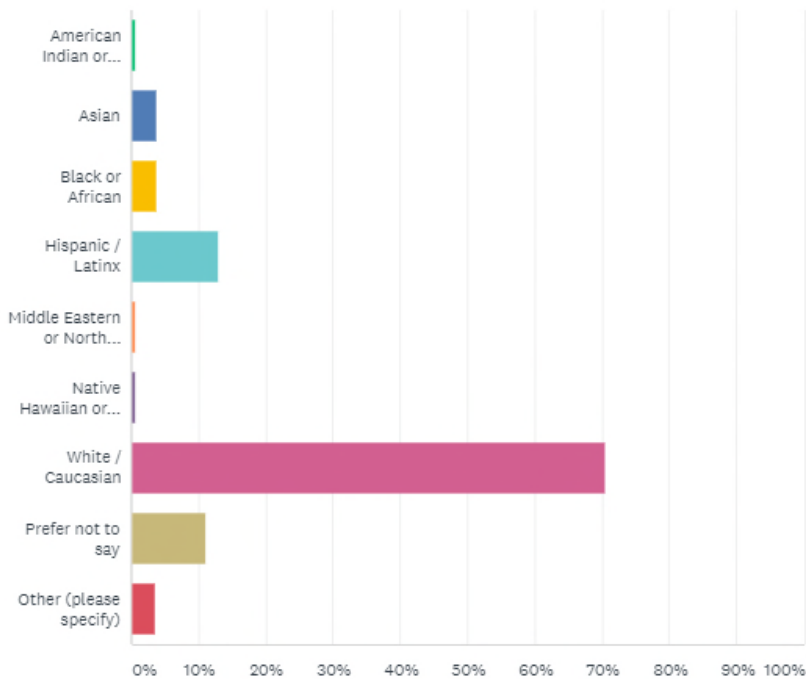
Answered: 754 Skipped: 8



ANSWER CHOICES	RESPONSES
Under 18	11.80% 89
18-24	3.58% 27
25-34	8.49% 64
35-44	15.78% 119
45-54	18.30% 138
55-64	18.17% 137
65+	23.87% 180
TOTAL	754

Which of the following best describes you? (Check all that apply)

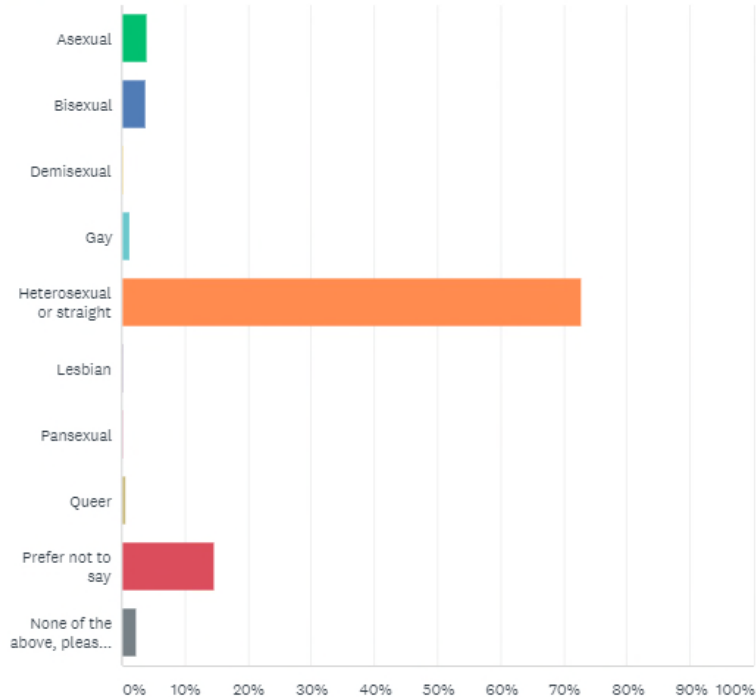
Answered: 754 Skipped: 8



ANSWER CHOICES	RESPONSES
▼ American Indian or Alaskan Native	0.53% 4
▼ Asian	3.71% 28
▼ Black or African	3.71% 28
▼ Hispanic / Latinx	13.00% 98
▼ Middle Eastern or North African	0.66% 5
▼ Native Hawaiian or Other Pacific Islander	0.53% 4
▼ White / Caucasian	70.42% 531
▼ Prefer not to say	11.01% 83
▼ Other (please specify) <a href="#">Responses</a>	3.58% 27
Total Respondents: 754	

What is your sexual orientation?

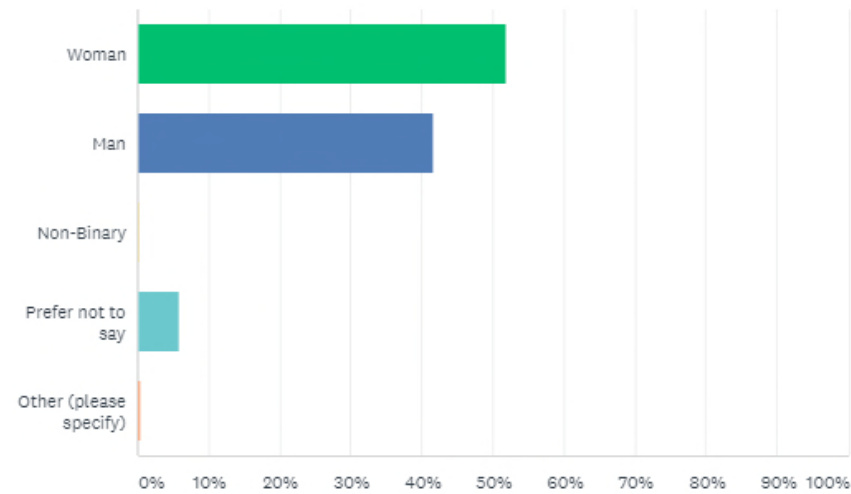
Answered: 749 Skipped: 13



ANSWER CHOICES		RESPONSES	
▼	Asexual	4.01%	30
▼	Bisexual	3.74%	28
▼	Demisexual	0.13%	1
▼	Gay	1.34%	10
▼	Heterosexual or straight	72.90%	546
▼	Lesbian	0.13%	1
▼	Pansexual	0.13%	1
▼	Queer	0.67%	5
▼	Prefer not to say	14.55%	109
▼	None of the above, please specify	<a href="#">Responses</a> 2.40%	18
TOTAL			
			749

What is your gender?

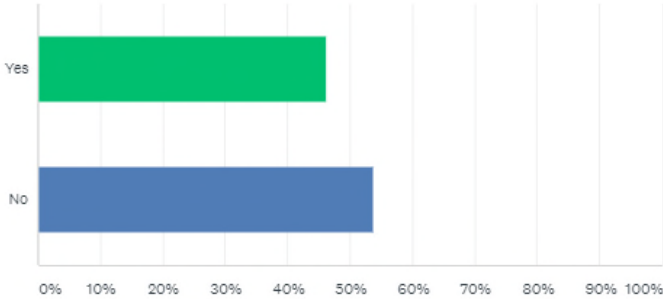
Answered: 754    Skipped: 8



ANSWER CHOICES	RESPONSES	
Woman	51.86%	391
Man	41.64%	314
Non-Binary	0.27%	2
Prefer not to say	5.84%	44
Other (please specify)	0.40%	3
TOTAL		754

Would you be interested in participating in additional content specific surveys (I.e. Community Relations, Procedural Justice, Programmatic Changes) or community meetings/discussions regarding Tarrytown Police?

Answered: 754    Skipped: 8



ANSWER CHOICES	RESPONSES	
Yes	46.15%	348
No	53.85%	406
TOTAL		754